

Scaled data based on original data using
LM-79-08 Approved Method: Electrical and Photometric Measurements of Solid-
State Lighting Products

Test Report Prepared for
Cooper Lighting Solutions
(formerly Eaton)

Brand: INVUE

Report Number: P162333

Luminaire Tested: **EMM-F03-LED-E1-SL2-HSS-7050**

Issue Date: 03/03/2020

Test Information

Test Method: LM-79-08
Report Number: P162333
REPORT IS SCALED FROM IESNA LM-79-08 TEST DATA (P33726)
Test Lab: INNOVATION CENTER-P3
Issue Date: 03/03/2020
Manufacturer: COOPER LIGHTING SOLUTIONS (FORMERLY EATON)
Product Line: INVUE
Catalog Number: EMM-F03-LED-E1-SL2-HSS-7050
Description: EPIC MODERN MEDIUM DECORATIVE LED LUMINAIRE
(3) LIGHTBARS WITH AccuLED OPTICS - TYPE 2 W/ SPILL LIGHT CONTROL AND HOUSE SIDE SHIELD
Light Source: (21) 5000K CCT, 70 CRI LEDs
Ballast/Driver: -

Summary

Lumens per Lamp: N/A
Luminaire Lumens: 4430.1 lumens
Efficiency: N/A
Efficacy: 56.6 lumens/watt
Luminous Opening: Rectangular w/ Sides (W: 0.5' x L: 1' x H: 0.1')
IES Classification: Type II - Short - Non-Cutoff
BUG Rating: B0 - U0 - G1

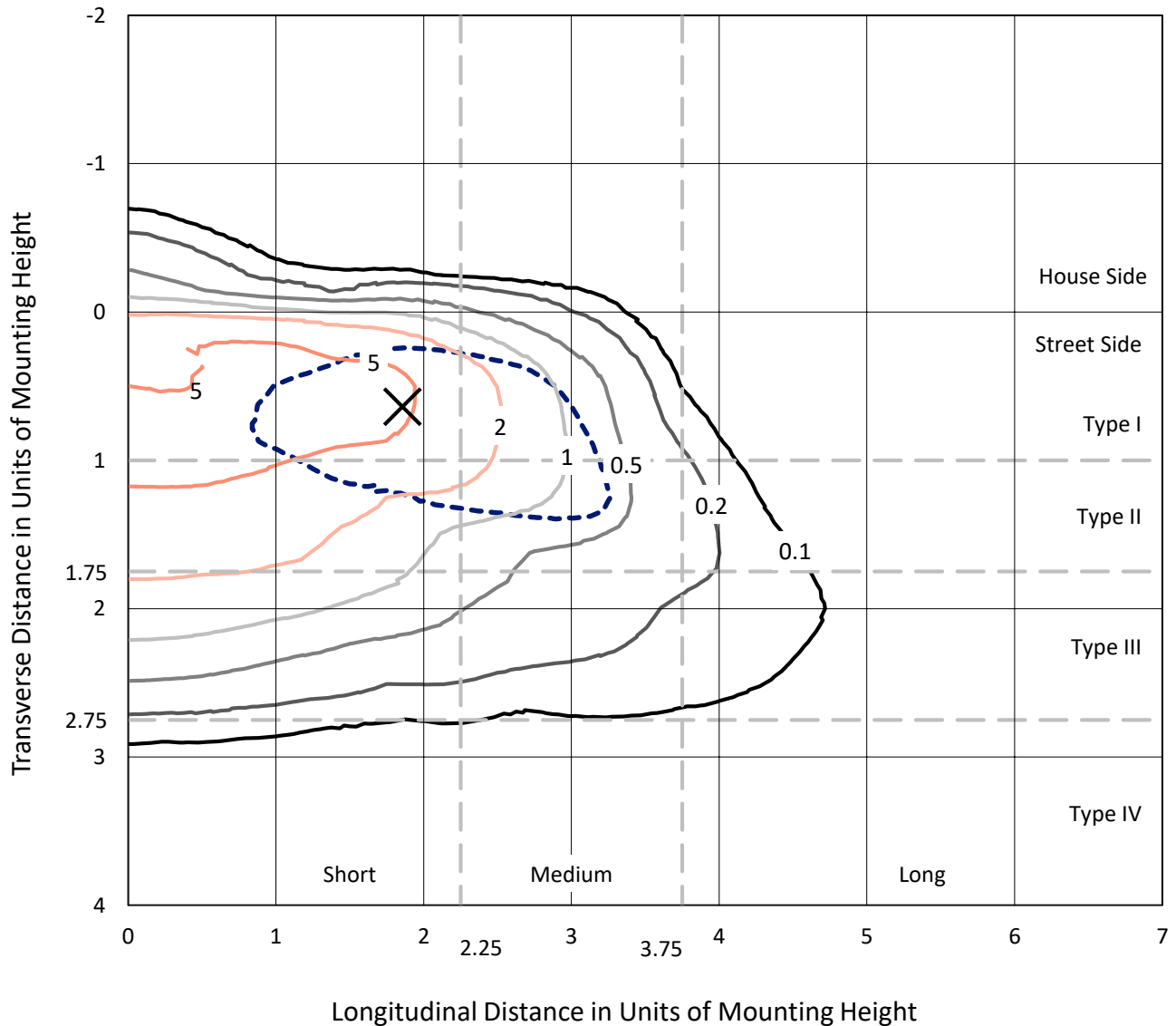
Input Watts (W): 78.3
Input Voltage (V): NR
Input Current (Ain): NR
Voltage Rise (V): NR
Power Factor: NR
Total Harmonic Distortion (THDi): NR
Frequency (hertz): 60
Stabilization Time: NR
Operation Time: NR
Ambient Temperature (°C): NR
Test Distance: 25 FT



REPORT NUMBER: P162333
 CATALOG NUMBER: EMM-F03-LED-E1-SL2-HSS-7050

Iso-Footcandle Lines of Horizontal Illumination

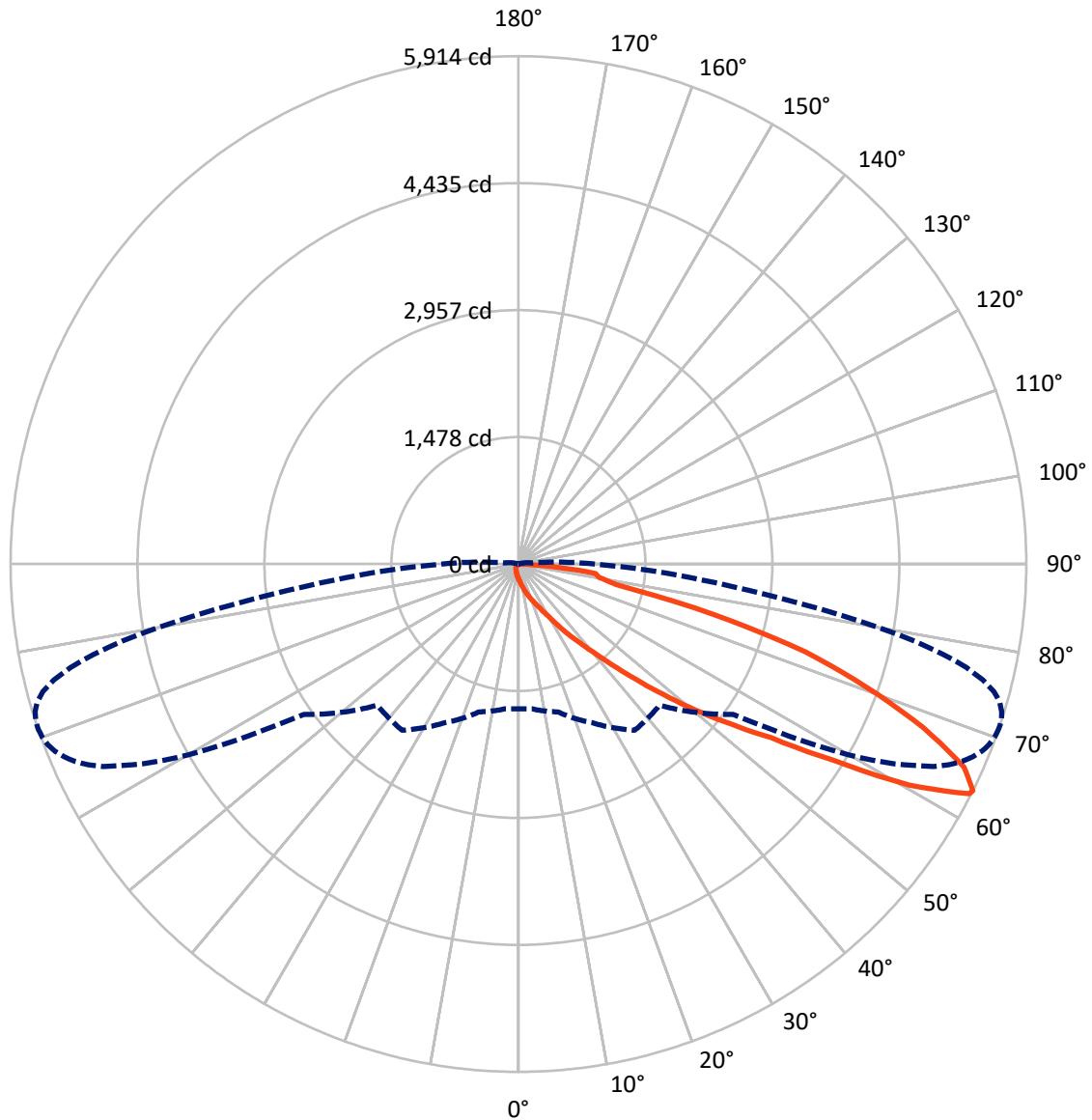
✕ Max cd
 - - - 1/2 Max cd



Based on 10 foot mounting height. Maximum calculated value = 9.3 fc
 Type II - Short - Non-Cutoff

REPORT NUMBER: P162333
CATALOG NUMBER: EMM-F03-LED-E1-SL2-HSS-7050

Luminous Intensity Polar Plot



— Vertical Plane Through 71-Deg Lateral - - - Horizontal Cone Through 63-Deg Vertical

REPORT NUMBER: P162333

CATALOG NUMBER: EMM-F03-LED-E1-SL2-HSS-7050

FLUX DISTRIBUTION:

		Downward	Upward	Total
House Side	Lumens	94.1	0.0	94.1
	% Fixture	2.1	0.0	2.1
Street Side	Lumens	4336.1	0.0	4336.1
	% Fixture	97.9	0.0	97.9
Total	Lumens	4430.1	0.0	4430.1
	% Fixture	100.0	0.0	100.0

Coefficient of Utilization

ZONAL LUMENS:

Zone	Lumens	% Fixture
0°-10°	18.8	0.4
10°-20°	72.8	1.6
20°-30°	148.0	3.3
30°-40°	361.5	8.2
40°-50°	808.4	18.2
50°-60°	1136.7	25.7
60°-70°	1336.7	30.2
70°-80°	482.7	10.9
80°-90°	64.6	1.5
90°-100°	0.0	0.0
100°-110°	0.0	0.0
110°-120°	0.0	0.0
120°-130°	0.0	0.0
130°-140°	0.0	0.0
140°-150°	0.0	0.0
150°-160°	0.0	0.0
160°-170°	0.0	0.0
170°-180°	0.0	0.0
0°-90°	4430.1	100.0
0°-180°	4430.1	100.0



REPORT NUMBER: P162333

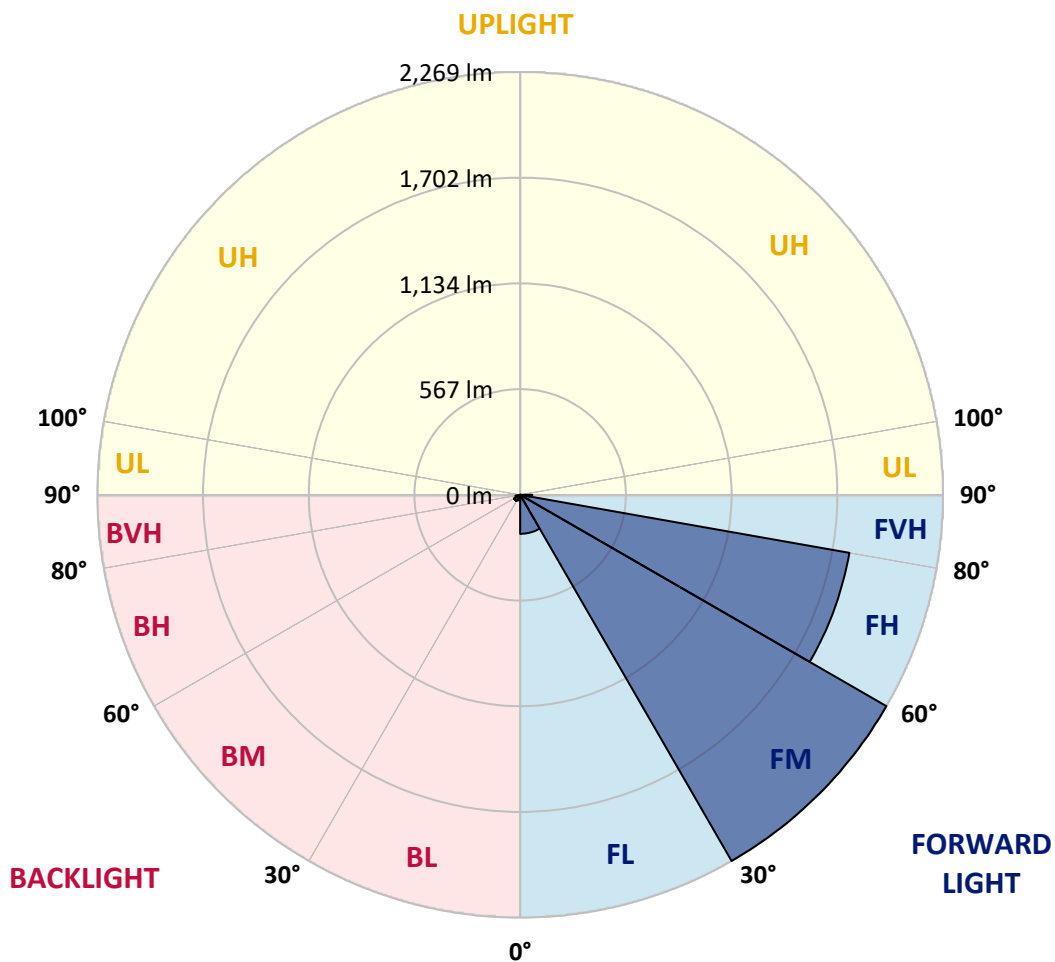
CATALOG NUMBER: EMM-F03-LED-E1-SL2-HSS-7050

LUMINAIRE CLASSIFICATION SYSTEM LUMEN TABLE AND BUG RATING:

Zone		Lumens	% Fixture	Zone Rating/Lumen Limit		
				B	U	G
FL	(0°-30°)	209.3	4.7			
FM	(30°-60°)	2268.7	51.2			
FH	(60°-80°)	1793.6	40.5			G1/1800
FVH	(80°-90°)	64.4	1.5			G1/100
BL	(0°-30°)	30.2	0.7	B0/110		
BM	(30°-60°)	37.9	0.9	B0/220		
BH	(60°-80°)	25.8	0.6	B0/110		G0/110
BVH	(80°-90°)	0.1	0.0			G0/10
UL	(90°-100°)	0.0	0.0		U0/0	
UH	(100°-180°)	0.0	0.0		U0/0	

BUG Rating: B0-U0-G1

Type II Short





REPORT NUMBER: P162333
 CATALOG NUMBER: EMM-F03-LED-E1-SL2-HSS-7050

CANDELA DISTRIBUTION (FULL):

	0°	5°	15°	25°	35°	45°	55°	56°	57°	58°	59°
0°	169.9	169.9	169.9	169.9	169.9	169.9	169.9	169.9	169.9	169.9	169.9
2.5°	222.3	224.7	223.1	219.1	214.2	207.8	202.1	202.1	201.3	198.9	199.7
5°	291.6	292.3	289.1	279.5	270.6	256.9	241.6	240.0	238.4	236.0	235.1
7.5°	359.2	362.4	359.2	348.7	331.0	310.0	285.9	283.5	278.7	278.7	275.5
10°	428.5	428.5	425.2	413.1	397.0	367.2	336.6	332.6	327.0	325.4	320.5
12.5°	477.6	477.6	476.0	469.5	456.7	430.1	393.0	389.0	381.8	379.3	373.7
15°	496.9	496.9	497.7	503.3	504.2	492.1	453.4	450.2	442.9	436.5	434.1
17.5°	509.0	508.2	508.2	516.2	530.8	538.8	513.8	510.6	502.6	499.4	491.3
20°	535.6	534.0	529.1	529.1	542.8	571.0	571.0	570.2	561.4	558.9	554.9
22.5°	575.0	573.4	558.9	546.9	553.3	588.7	621.8	620.1	616.9	613.7	611.2
25°	639.5	633.8	608.9	573.4	567.8	605.7	660.4	664.4	666.8	666.8	668.4
27.5°	736.9	729.7	685.4	619.3	594.4	633.0	703.1	711.1	718.4	720.0	727.2
30°	872.2	859.4	795.7	699.1	641.9	673.3	765.9	774.7	785.2	788.5	799.7
32.5°	1094.5	1087.2	1026.1	881.0	758.6	752.2	853.7	864.9	878.7	884.3	898.0
35°	1432.7	1434.4	1384.5	1253.9	1084.8	996.2	1010.7	1020.4	1025.2	1042.2	1049.4
37.5°	1662.3	1666.3	1677.5	1626.0	1505.3	1415.0	1301.4	1312.0	1287.0	1289.4	1290.2
40°	1787.9	1800.8	1866.9	1916.8	1907.1	1854.8	1763.8	1769.4	1722.7	1712.2	1661.5
42.5°	1871.7	1888.6	1994.1	2148.7	2227.6	2275.2	2254.2	2251.8	2215.5	2201.9	2159.2
45°	1924.0	1939.3	2072.2	2300.1	2482.1	2620.7	2677.9	2684.3	2653.7	2640.0	2604.6
47.5°	1921.6	1939.3	2081.9	2356.5	2624.7	2846.2	3007.2	3015.3	3033.8	3021.8	3024.1
50°	1815.3	1832.2	1975.5	2260.7	2582.8	2949.3	3244.0	3269.8	3299.6	3319.7	3329.3
52.5°	1686.4	1698.6	1825.8	2096.3	2404.0	2906.6	3384.2	3428.5	3472.8	3510.6	3537.1
55°	1638.9	1652.6	1752.5	1977.2	2260.7	2727.8	3449.4	3514.6	3577.5	3639.5	3690.2
57.5°	1663.9	1676.8	1748.4	1920.8	2175.3	2539.3	3467.9	3569.4	3672.5	3773.1	3873.0
60°	1755.7	1769.4	1830.6	1973.2	2152.8	2430.6	3395.4	3563.7	3735.3	3910.9	4076.0
62.5°	1719.5	1725.1	1815.3	2064.9	2313.8	2338.0	3132.1	3367.2	3629.0	3899.6	4166.2
63°	1684.8	1691.3	1783.1	2040.0	2362.9	2324.3	3050.7	3298.8	3575.0	3866.6	4156.5
65°	1527.8	1528.5	1598.7	1801.6	2308.2	2348.4	2688.3	2925.1	3242.4	3591.9	3958.4
67.5°	1140.4	1134.7	1202.4	1357.0	1812.1	2349.3	2307.3	2440.3	2660.9	2971.0	3299.6
70°	404.3	395.4	504.9	719.2	1129.2	1921.6	1982.8	1991.6	2052.9	2220.4	2426.5
72.5°	131.3	133.7	161.1	263.4	520.3	1293.4	1795.1	1767.8	1751.7	1750.9	1778.3
75°	52.3	53.2	64.5	116.8	233.5	623.4	1572.1	1587.3	1593.0	1601.1	1610.0
77.5°	25.0	27.4	36.3	65.2	116.0	308.4	1125.1	1254.8	1328.9	1386.1	1420.6
80°	8.9	10.5	20.2	40.2	54.0	141.7	592.8	715.2	823.9	964.1	1084.8
82.5°	0.0	0.0	4.1	28.2	29.8	57.2	243.2	285.1	326.2	422.8	542.8
85°	0.0	0.0	0.0	8.0	8.9	9.7	82.2	99.0	111.1	129.7	149.8
87.5°	0.0	0.0	0.0	0.0	0.0	0.0	0.8	2.5	4.8	12.1	18.6
90°	0.0	0.0	0.0	0.0	0.0	0.0	0.0	0.0	0.0	0.0	0.0

REPORT NUMBER: P162333

CATALOG NUMBER: EMM-F03-LED-E1-SL2-HSS-7050

CANDELA DISTRIBUTION (continued):

	60°	61°	62°	64°	65°	66°	67°	68°	69°	70°	71°
0°	169.9	169.9	169.9	169.9	169.9	169.9	169.9	169.9	169.9	169.9	169.9
2.5°	198.1	197.3	197.3	195.7	194.9	193.3	192.5	190.1	189.2	189.2	189.2
5°	234.4	231.2	229.6	225.5	223.1	222.3	218.3	216.7	214.2	215.1	211.0
7.5°	274.6	269.0	266.6	260.9	259.3	253.7	252.1	248.0	245.7	240.8	239.2
10°	318.9	311.6	307.7	298.8	296.4	292.3	287.5	282.7	278.7	273.9	271.4
12.5°	369.7	363.2	360.0	347.9	342.3	336.6	330.2	323.8	317.3	313.2	307.7
15°	429.3	418.8	415.6	404.3	394.7	387.4	378.6	370.4	365.6	357.6	352.0
17.5°	488.1	477.6	475.1	458.3	447.8	442.9	433.3	422.8	414.0	405.9	397.0
20°	546.9	539.6	533.1	517.1	505.8	497.7	484.9	474.4	467.1	455.8	444.5
22.5°	605.7	598.4	593.5	576.6	566.2	554.9	543.7	532.4	521.9	508.2	495.3
25°	666.1	661.2	658.8	643.5	633.8	623.4	612.1	599.2	586.3	571.0	557.3
27.5°	728.8	730.4	725.6	722.4	712.0	704.7	687.0	678.1	668.4	650.0	633.0
30°	808.6	813.4	811.8	814.2	807.8	802.9	789.2	778.0	766.7	749.0	729.7
32.5°	909.3	915.7	918.9	927.8	924.6	923.0	918.9	902.8	894.8	864.2	856.1
35°	1064.7	1061.5	1075.2	1082.4	1079.2	1077.6	1072.7	1063.9	1054.2	1032.5	1012.3
37.5°	1266.8	1270.0	1274.9	1260.4	1250.7	1249.9	1235.5	1226.6	1212.8	1188.7	1164.6
40°	1637.3	1617.2	1594.6	1533.4	1506.9	1491.5	1448.8	1436.8	1413.4	1380.4	1355.4
42.5°	2118.9	2098.8	2031.1	1928.9	1874.1	1798.3	1763.8	1721.1	1688.1	1634.1	1605.1
45°	2597.3	2539.3	2531.2	2412.0	2344.5	2244.6	2182.6	2110.8	2035.9	1965.1	1913.5
47.5°	3000.8	2987.9	2948.4	2876.0	2813.1	2729.4	2649.7	2539.3	2462.0	2361.3	2268.7
50°	3323.8	3322.9	3308.4	3266.6	3214.2	3146.5	3076.5	2983.1	2895.3	2772.1	2673.0
52.5°	3565.3	3578.2	3583.0	3570.2	3550.1	3490.5	3455.1	3376.9	3302.8	3198.1	3091.0
55°	3742.5	3790.1	3814.2	3841.6	3836.0	3815.1	3813.4	3762.7	3728.8	3645.9	3570.2
57.5°	3961.6	4039.7	4114.6	4247.5	4252.3	4299.1	4323.2	4347.4	4353.8	4320.8	4295.9
60°	4240.3	4399.7	4541.4	4819.3	4891.8	5006.1	5080.3	5160.8	5229.3	5234.8	5233.2
62.5°	4436.7	4682.4	4911.1	5323.4	5464.4	5596.5	5695.6	5773.7	5821.2	5869.5	5892.1
63°	4442.4	4711.3	4954.6	5379.9	5528.0	5653.6	5747.9	5820.3	5870.3	5899.3	5913.8
65°	4306.3	4632.5	4922.4	5346.0	5485.3	5611.8	5660.9	5708.4	5732.6	5743.9	5701.2
67.5°	3649.9	3968.8	4307.1	4780.6	4899.8	5051.3	5091.5	5115.7	5126.9	5124.6	5088.3
70°	2729.4	2996.8	3372.9	3914.1	4071.9	4220.1	4312.0	4351.4	4364.3	4360.2	4306.3
72.5°	1905.5	2062.5	2372.6	2975.0	3190.1	3380.1	3493.7	3552.5	3564.6	3540.4	3490.5
75°	1600.3	1608.3	1678.4	2007.7	2209.1	2412.0	2540.1	2577.1	2553.0	2479.7	2352.5
77.5°	1428.7	1446.5	1446.5	1495.6	1535.0	1591.4	1603.5	1513.3	1408.6	1273.3	1163.7
80°	1198.4	1260.4	1303.9	1340.2	1344.1	1332.9	1303.1	1252.3	1171.8	1068.8	954.4
82.5°	728.1	850.5	900.4	1087.2	1179.0	1241.1	1236.2	1168.6	1107.4	1000.2	902.8
85°	183.6	198.1	215.1	279.5	313.2	382.5	426.1	446.2	453.4	416.3	376.9
87.5°	17.7	12.1	20.2	15.3	21.8	16.1	21.8	20.2	25.0	26.6	29.0
90°	0.0	0.0	0.0	0.0	0.0	0.0	0.0	0.0	0.0	0.0	0.0



REPORT NUMBER: P162333

CATALOG NUMBER: EMM-F03-LED-E1-SL2-HSS-7050

CANDELA DISTRIBUTION (continued):

	72°	73°	74°	75°	76°	77°	78°	79°	80°	81°	82°
0°	169.9	169.9	169.9	169.9	169.9	169.9	169.9	169.9	169.9	169.9	169.9
2.5°	187.6	186.9	186.0	185.3	184.4	183.6	182.0	182.0	180.4	179.6	178.8
5°	208.6	206.9	206.2	204.6	202.1	200.5	198.1	194.9	192.5	191.7	190.1
7.5°	235.1	231.2	229.6	227.1	223.9	219.1	215.8	213.5	209.4	206.9	202.1
10°	265.0	260.9	256.1	251.2	246.4	240.8	236.8	233.5	227.1	223.9	218.3
12.5°	302.8	295.5	290.0	283.5	277.1	270.6	265.8	256.1	250.5	243.2	238.4
15°	341.5	335.0	328.6	320.5	310.9	300.4	295.5	286.7	279.5	268.2	261.7
17.5°	388.2	376.1	366.4	356.8	347.9	338.2	328.6	314.9	304.4	294.8	281.9
20°	434.1	419.6	409.1	396.3	383.4	368.1	356.8	347.1	332.6	319.8	306.0
22.5°	483.3	468.7	451.8	439.0	421.2	409.1	393.8	377.7	363.2	346.3	329.4
25°	542.8	527.5	508.2	491.3	471.1	454.2	435.7	417.2	399.5	380.2	358.4
27.5°	616.1	600.0	579.1	558.9	532.4	511.4	493.7	468.7	446.2	422.0	397.0
30°	708.7	691.0	665.2	636.2	609.6	586.3	561.4	528.3	503.3	474.4	442.2
32.5°	829.5	808.6	774.0	746.6	713.6	682.9	648.4	615.3	579.8	542.0	504.9
35°	981.8	962.4	922.1	881.9	845.6	809.4	765.9	728.1	678.1	632.2	584.7
37.5°	1139.6	1104.9	1067.9	1024.5	979.3	935.8	882.7	830.3	773.1	723.2	663.6
40°	1320.0	1278.2	1247.5	1200.8	1137.2	1075.2	1026.1	960.8	889.1	822.3	752.2
42.5°	1567.3	1520.5	1465.8	1394.9	1349.0	1276.5	1212.8	1135.6	1041.3	966.4	881.9
45°	1853.1	1789.5	1736.3	1667.9	1612.3	1522.1	1448.1	1345.0	1250.7	1152.4	1049.4
47.5°	2179.4	2100.4	2023.1	1955.4	1866.9	1778.3	1684.0	1574.5	1453.7	1345.7	1223.3
50°	2553.8	2441.9	2334.8	2247.8	2126.2	2023.9	1921.6	1798.3	1664.7	1540.7	1401.3
52.5°	2970.2	2840.5	2698.8	2565.1	2424.2	2292.9	2169.6	2027.9	1878.9	1727.5	1572.1
55°	3472.8	3375.3	3208.6	3038.6	2850.2	2674.6	2516.0	2340.4	2159.2	1960.2	1796.7
57.5°	4259.6	4212.1	4072.7	3902.8	3657.2	3443.7	3174.8	2959.7	2697.2	2423.3	2212.3
60°	5325.9	5267.1	5188.9	5051.3	4856.4	4566.4	4270.0	3935.9	3536.4	3157.1	2797.0
62.5°	5894.5	5873.5	5809.9	5714.9	5532.8	5304.1	5005.4	4638.1	4187.1	3726.5	3267.3
63°	5911.4	5884.8	5830.1	5733.4	5573.2	5351.7	5058.5	4701.7	4260.4	3790.8	3322.1
65°	5682.7	5672.2	5616.6	5511.2	5401.5	5232.5	5005.4	4698.5	4328.0	3884.3	3418.0
67.5°	5040.0	5008.6	4923.2	4891.0	4814.4	4696.9	4523.7	4312.7	4047.8	3699.0	3296.4
70°	4262.8	4216.1	4109.0	4051.8	3958.4	3884.3	3778.8	3628.2	3464.7	3221.4	2921.1
72.5°	3438.9	3342.3	3244.0	3095.0	2964.5	2832.5	2715.7	2609.4	2429.8	2331.6	2103.6
75°	2233.3	2057.7	1889.4	1663.9	1461.0	1281.4	1106.5	1018.0	833.5	758.6	651.6
77.5°	1059.9	961.6	829.5	727.2	596.8	487.2	397.9	298.8	234.4	183.6	140.1
80°	855.3	772.4	692.7	600.0	501.7	400.2	306.8	229.6	162.7	112.7	79.7
82.5°	762.7	672.5	574.2	510.6	443.8	363.2	298.0	243.2	179.6	131.3	89.4
85°	296.4	249.6	192.5	157.0	122.4	100.6	91.0	62.9	49.1	38.6	29.8
87.5°	25.8	20.9	16.9	11.3	12.1	6.4	7.3	4.8	4.1	4.1	3.2
90°	0.0	0.0	0.0	0.0	0.0	0.0	0.0	0.0	0.0	0.0	0.0



REPORT NUMBER: P162333

CATALOG NUMBER: EMM-F03-LED-E1-SL2-HSS-7050

CANDELA DISTRIBUTION (continued):

	83°	84°	85°	86°	87°	88°	89°	90°	95°	105°	115°
0°	169.9	169.9	169.9	169.9	169.9	169.9	169.9	169.9	169.9	169.9	169.9
2.5°	178.0	177.2	176.4	174.8	174.8	173.1	172.4	171.5	167.6	158.7	151.4
5°	186.9	185.3	183.6	181.2	179.6	177.2	175.6	173.1	164.3	147.4	132.9
7.5°	199.7	196.5	194.1	189.2	186.9	183.6	181.2	177.2	162.7	136.9	116.8
10°	215.1	209.4	205.3	199.7	194.9	190.8	186.9	181.2	161.1	125.6	102.2
12.5°	233.5	227.1	219.1	212.6	206.2	200.5	194.9	187.6	158.7	116.0	91.0
15°	252.1	242.4	236.8	227.9	219.1	211.0	203.0	196.5	159.5	105.5	81.3
17.5°	273.0	263.4	251.2	241.6	231.9	221.5	211.8	198.9	155.4	97.4	74.1
20°	293.2	279.5	268.2	256.1	242.4	229.6	217.4	206.2	152.2	89.4	67.7
22.5°	314.9	298.8	284.3	269.0	252.1	237.6	223.1	208.6	146.5	82.2	62.0
25°	341.5	323.0	302.0	283.5	265.8	248.0	229.6	211.8	141.0	75.7	58.0
27.5°	373.7	349.5	328.6	305.2	280.3	257.7	237.6	218.3	135.3	70.9	54.0
30°	414.7	386.6	356.8	327.0	300.4	274.6	246.4	222.3	129.7	66.1	49.9
32.5°	469.5	434.1	397.9	363.2	327.8	294.8	265.0	233.5	126.5	62.0	45.9
35°	542.0	496.1	451.8	408.3	365.6	325.4	286.7	251.2	126.5	57.2	41.1
37.5°	610.5	557.3	501.0	447.0	396.3	349.5	303.6	260.9	120.0	53.2	37.0
40°	684.5	620.9	554.9	491.3	430.1	372.1	319.8	270.6	114.4	48.3	33.0
42.5°	798.1	717.6	631.4	557.3	484.0	412.4	347.1	289.1	107.2	43.5	29.0
45°	947.1	844.8	743.4	653.2	559.7	471.9	394.7	323.0	105.5	39.5	25.0
47.5°	1106.5	985.7	866.6	751.4	641.9	539.6	447.0	360.8	105.5	35.4	21.8
50°	1265.2	1113.8	986.6	852.9	729.7	608.9	498.5	400.2	106.3	32.2	17.7
52.5°	1408.6	1246.7	1104.2	949.5	813.4	673.3	553.3	439.0	104.7	28.2	14.5
55°	1607.5	1417.4	1252.3	1081.6	922.1	764.3	628.2	496.9	105.5	25.0	12.1
57.5°	1973.9	1750.9	1551.9	1328.0	1144.4	940.7	775.6	616.1	115.2	20.9	8.9
60°	2499.9	2209.9	1930.5	1657.5	1423.8	1181.5	967.3	779.6	135.3	16.9	6.4
62.5°	2853.4	2474.1	2140.6	1839.4	1568.0	1314.3	1080.8	867.4	149.0	13.7	4.1
63°	2889.6	2497.4	2162.4	1851.5	1574.5	1320.8	1085.6	873.8	149.8	12.9	4.1
65°	2958.1	2537.7	2174.5	1853.9	1568.0	1312.0	1082.4	873.0	151.4	10.5	3.2
67.5°	2880.0	2475.7	2104.4	1784.7	1511.7	1259.6	1042.2	840.8	150.6	7.3	2.5
70°	2575.5	2240.5	1914.4	1616.4	1368.3	1140.4	948.7	766.7	138.5	4.8	1.6
72.5°	1891.0	1663.1	1410.2	1195.1	1030.9	856.1	730.4	575.8	107.2	3.2	0.8
75°	560.5	510.6	429.3	378.6	334.3	276.2	245.7	191.7	54.8	1.6	0.0
77.5°	112.0	101.5	91.0	82.9	78.1	66.8	63.6	52.3	22.5	0.8	0.0
80°	58.8	48.3	41.1	36.3	31.4	25.8	21.8	17.7	4.1	0.0	0.0
82.5°	56.4	37.9	27.4	22.5	19.3	15.3	12.1	8.9	2.5	0.0	0.0
85°	20.9	16.1	12.1	9.7	8.0	7.3	5.7	4.8	0.0	0.0	0.0
87.5°	3.2	2.5	2.5	1.6	1.6	0.8	0.8	0.8	0.0	0.0	0.0
90°	0.0	0.0	0.0	0.0	0.0	0.0	0.0	0.0	0.0	0.0	0.0



REPORT NUMBER: P162333

CATALOG NUMBER: EMM-F03-LED-E1-SL2-HSS-7050

CANDELA DISTRIBUTION (continued):

	125°	135°	145°	155°	165°	175°	180°
0°	169.9	169.9	169.9	169.9	169.9	169.9	169.9
2.5°	144.2	137.7	134.5	130.4	130.4	129.7	131.3
5°	120.0	111.1	104.7	99.9	100.6	98.3	99.0
7.5°	101.5	92.6	87.0	83.8	82.9	82.2	82.2
10°	87.8	79.7	74.9	72.5	71.7	71.7	71.7
12.5°	78.1	70.1	66.1	64.5	64.5	63.6	63.6
15°	70.1	63.6	59.6	58.0	58.0	57.2	58.0
17.5°	63.6	57.2	54.0	52.3	52.3	51.5	51.5
20°	58.0	52.3	49.1	46.7	46.7	45.9	46.7
22.5°	53.2	47.5	43.5	41.8	41.1	40.2	41.1
25°	48.3	42.7	38.6	36.3	35.4	35.4	34.6
27.5°	44.3	38.6	33.8	31.4	30.6	30.6	29.8
30°	40.2	33.8	29.0	26.6	25.8	25.8	25.8
32.5°	36.3	29.0	25.0	22.5	21.8	21.8	21.8
35°	32.2	25.0	20.9	18.6	17.7	17.7	17.7
37.5°	27.4	20.9	16.1	14.5	13.7	12.9	12.9
40°	23.4	16.1	12.1	10.5	8.9	8.9	8.9
42.5°	19.3	12.9	8.9	6.4	5.7	4.8	5.7
45°	16.1	9.7	5.7	3.2	2.5	2.5	2.5
47.5°	12.9	6.4	2.5	0.8	0.8	0.8	0.8
50°	9.7	4.1	0.8	0.0	0.0	0.8	0.8
52.5°	7.3	2.5	0.0	0.0	0.0	0.0	0.0
55°	4.1	0.8	0.0	0.0	0.0	0.0	0.0
57.5°	2.5	0.0	0.0	0.0	0.0	0.0	0.0
60°	1.6	0.0	0.0	0.0	0.0	0.0	0.0
62.5°	0.8	0.0	0.0	0.0	0.0	0.0	0.0
63°	0.8	0.0	0.0	0.0	0.0	0.0	0.0
65°	0.8	0.0	0.0	0.0	0.0	0.0	0.0
67.5°	0.0	0.0	0.0	0.0	0.0	0.0	0.0
70°	0.0	0.0	0.0	0.0	0.0	0.0	0.0
72.5°	0.0	0.0	0.0	0.0	0.0	0.0	0.0
75°	0.0	0.0	0.0	0.0	0.0	0.0	0.0
77.5°	0.0	0.0	0.0	0.0	0.0	0.0	0.0
80°	0.0	0.0	0.0	0.0	0.0	0.0	0.0
82.5°	0.0	0.0	0.0	0.0	0.0	0.0	0.0
85°	0.0	0.0	0.0	0.0	0.0	0.0	0.0
87.5°	0.0	0.0	0.0	0.0	0.0	0.0	0.0
90°	0.0	0.0	0.0	0.0	0.0	0.0	0.0

(END OF REPORT)